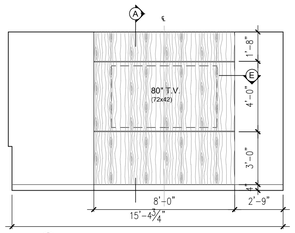

E1 Meeting Room 04

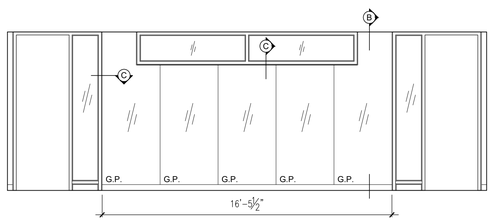

E2 Meeting Room 04

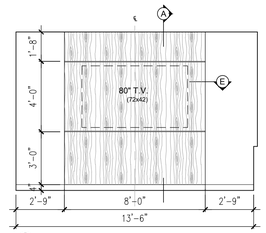

E3 Meeting Room 04

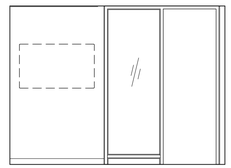

E4 Office 05

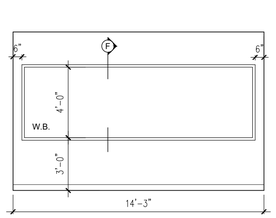

E5 Office 05

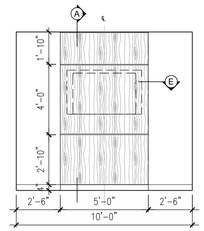

E6 Meeting 07

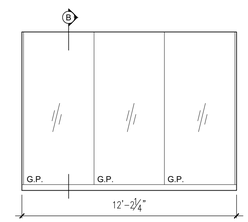

E7 Meeting 07

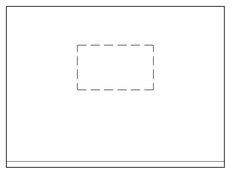

E8 Office 09 E9 Office 10

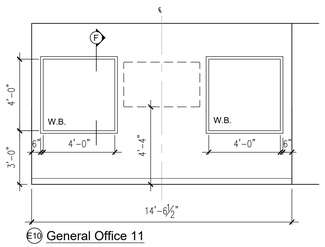

E10 General Office 11

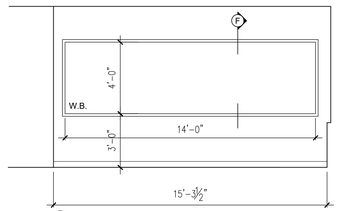

E11 General Office 11

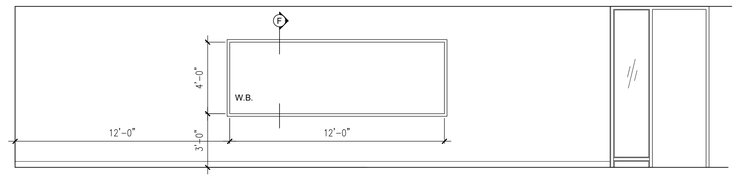

E12 Corridor 12

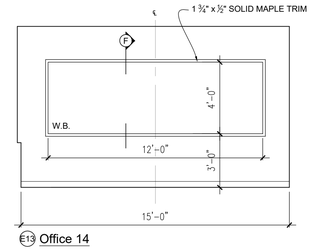

E13 Office 14

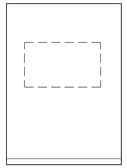

E14 Office 16

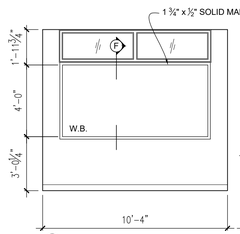

E14a Office 16

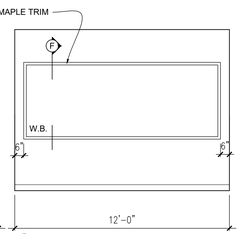

E14b Office 16

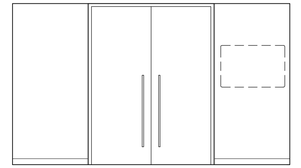

E15 Lunch Room 20

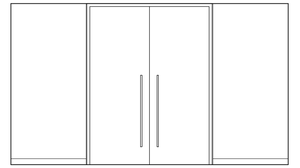

E16 Training 21

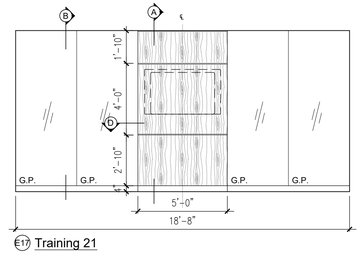

E17 Training 21

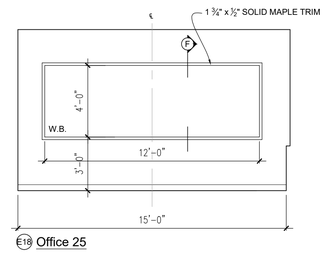

E18 Office 25

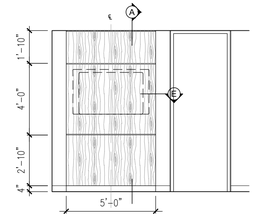

E19 Office 26

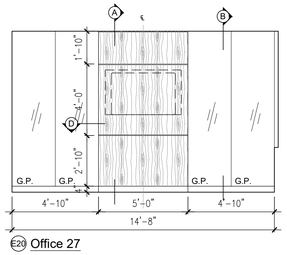

E20 Office 27

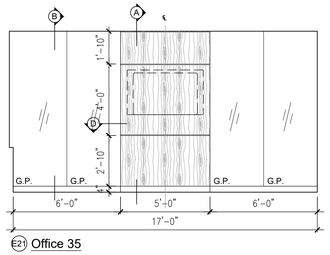

E21 Office 35

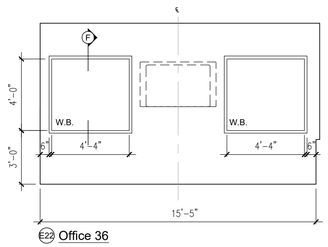

E22 Office 36

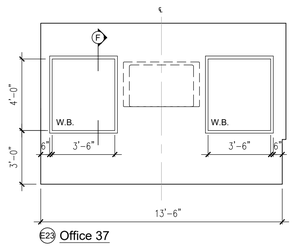

E23 Office 37

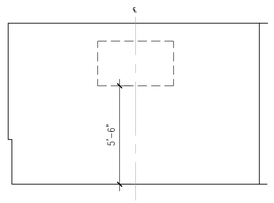

E24 General Office 39

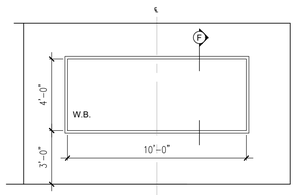

E25 General Office 39

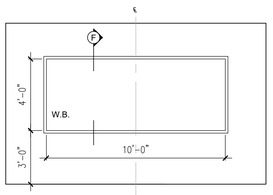

E26 General Office 39

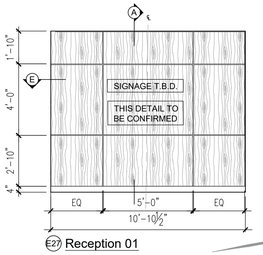

E27 Reception 01

SAMPLE ONLY
2022 01 31
NOT TO BE USED FOR CONSTRUCTION

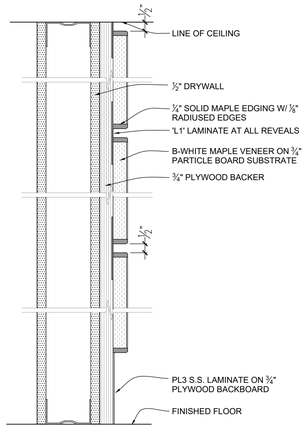

A Maple Panel - Vertical Section
SCALE : 3" = 1'-0"

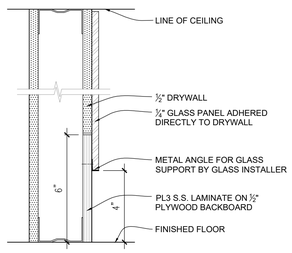

B Glass Panel - Vertical Section
SCALE : 3" = 1'-0"

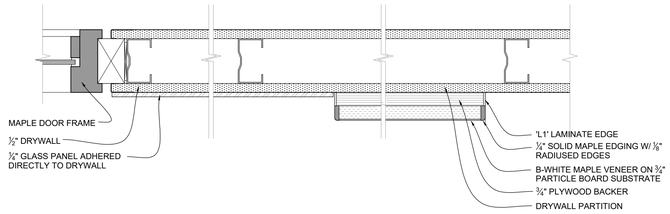

C Glass Panel @ Door Horiz. Section
SCALE : 3" = 1'-0"

D Glass / Maple Panel - Horiz. Section
SCALE : 3" = 1'-0"

E Maple Panel - Horiz. Section
SCALE : 3" = 1'-0"

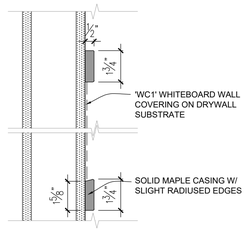

F Whiteboard Section
SCALE : 3" = 1'-0"

LEGEND

W.B. WHITE BOARD WALL COVERING, SPEC T.B.D.

G.P. ⅜" STARPHIRE WITH WHITE FILM ON BACKSIDE BY GLASS CANADA. GLASS CONTRACTOR TO SUBMIT SHOP DRAWINGS FOR APPROVAL

WALL PANEL NOTES

1. ALL MAPLE VENEER PANELS ARE TO BE B-WHITE VENEER ON ¾" PARTICLE BOARD SUBSTRATE
2. ALL MAPLE PANELS ARE TO BE ADHERED TO ¾" PLYWOOD BACKER PANELS
3. ALL EXPOSED EDGES OF PLYWOOD BACKER PANELS AND ALL EXPOSED SURFACES AT REVEALS ARE TO BE FINISHED IN 'PL3' LAMIANTE
4. CO-ORDINATE ALL REQUIRED POWER AND DATA CUT-OUTS IN PANELS ON SITE
5. ALL MAPLE TO BE STAINED / FINISHED S1

DO NOT SCALE DRAWINGS.
CONTRACTOR MUST VERIFY ALL MEASUREMENTS ON SITE AND REPORT ANY DISCREPANCIES TO THE CONSULTANT BEFORE PROCEEDING WITH THE WORK.
ALL WORK IS TO BE DONE IN ACCORDANCE WITH ALL GOVERNING CODES AND LOCAL BUILDING AUTHORITIES. DESIGNER IS NOT RESPONSIBLE FOR ANY FAILURES IN MATERIALS OR ERRORS CAUSED BY WORKMANSHIP OR DEVIATION FROM THIS DRAWING.
THE DESIGNS AND DRAWINGS SHALL REMAIN THE PROPERTY OF THE CONSULTANT AND SHALL NOT BE ALTERED OR REPRODUCED WITHOUT THE CONSENT OF THE CONSULTANT.

Design activities undertaken;
☐ Small Buildings
☑ Large Buildings

Individual BCIN: 20470 (David Van Haaren)
Firm BCIN: 28531 (Dimensions)

I have reviewed and take responsibility for the design work represented on this drawing in respect to it's conformance with the Ontario Building Code. Refer to the completed *Schedule 1: Designer Information*, for further details.

X _____

Date _____

No.	Issued/Revised	Date	By

Site North

Dimensions
254 Albert St., Strathroy, Ontario, N7G 1W5
Tel: (519) 245-4147 Fax: (519) 245-4148
www.dimensions-ca.com

Project
Client Name
Suite 10000
Address., London

Drawing Title
Interior Elevations

Scale	1/4" = 1'-0"	Drawing No.	
Project Date	Jan 2022		
Drawn by	D. Van Haaren		
Project #	22-100		A4.1
File Name			